



INNOVATIVE SOLUTIONS  
FOR YOUR  
ENERGY INDEPENDENCE

# CARO SERIES HOME

Wallbox



DATASHEET

# CARO SERIES HOME

Wallbox



## » Innovative

- Type 2 cable
- Wall
- Start-up modes: RFID / Plug&Play / App

## » Smart

- Multiple communications (Wi-Fi / Ethernet)
- Charging programming via App
- Load balancing (optional)
- Adjustable current
- Bluetooth

## » Safe and secure

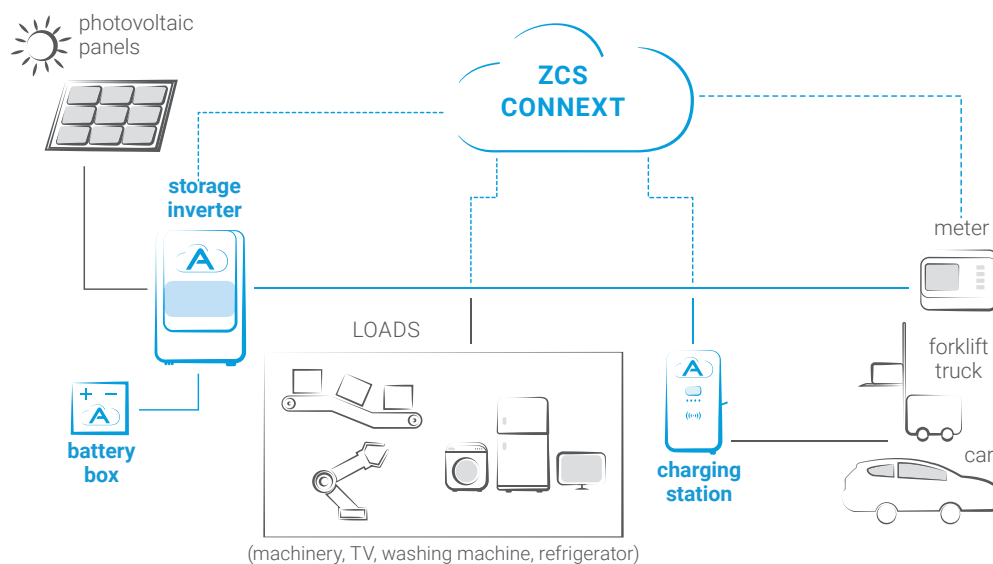
- Residual current protection 30 mA type A + 6 mA DC
- Relay adhesion protection

## » Flexible

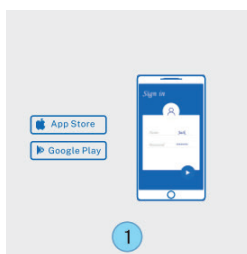
- Multicoloured RGB light indication
- Ergonomic and easy-to-use housing design
- Automatic switching between single-phase and three-phase



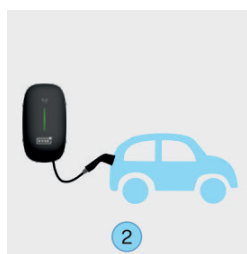
## DOMESTIC AND COMMERCIAL USE



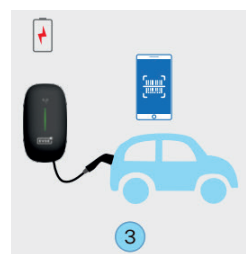
TECHNICAL DATA	AC7000-AE-35	AC011K-AE-35
<b>Input</b>		
Power Supply	1P+N+PE	3P+N+PE
Rated Voltage	230V AC	400V AC
Rated Current	32A	16A
Frequency	50/60Hz	50/60Hz
<b>Output</b>		
Output Voltage	230V AC	400V AC
Maximum Current	32A	16A
Output Power	7kW	11kW
<b>User Interface</b>		
Charge Connector	Type 2 cable	
Cable Length	4m	
Housing Material	Plastic PC940	
LED Indicator	Green/Yellow/Red	
RFID Reader	Mifare ISO/IEC 14443	
Start Mode	Plug&Play/card RFID/App	
<b>Communication</b>		
WiFi	WiFi (2.5Ghz)	
Bluetooth	Yes	
Ethernet	Yes	
Protocol	OCPP 1.6 JSON	
<b>Security and Safety</b>		
RCD	30mA + 6mA DC detection	
Ingress Protection	IP65	
Impact Protection	IK08	
Electrical Protection	Over current protection, Residual current protection, Surge protection, Over/Under voltage protection, Over/Under frequency protection, Over temperature protection	
Certification	CE/CB/UKCA/EN303645	
Certification standard	IEC 61851-1:2019 IEC 62955:2018 IEC 61851-21-2:2018 IEC62196	
Warranty	2 years	
<b>Enironment</b>		
Installation	Wall-mount	
Work Temperature	-30°C~+50°C	
Work Humidity	5%~95%	
Work Altitude	<2000m	
<b>Package</b>		
Product Dimension	344*201*100mm (A*L*P) Cable	
Package Dimension	440*340*240mm (A*L*P) Cabli	
Net Weight	3.1kg	3.5kg
Gross Weight	3.6kg	4.1kg
Outer Package	Cardboard box	



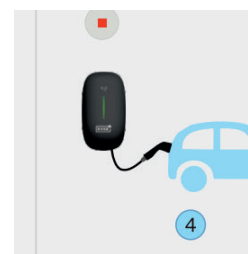
1  
Download the App and register.



2  
Connect the charging cable to the vehicle.



3  
Scan the QR code to start charging.



4  
Stop charging from the App.



[zcsazzurro.com](http://zcsazzurro.com)



ISO 14001

Zucchetti Centro Sistemi S.p.A. - Green Innovation Division  
Palazzo dell'Innovazione - Via Lungarno, 167  
52028 Terranuova Bracciolini - Arezzo, Italy  
tel. +39 055 - 91971 - fax. +39 055 - 9197515  
[zcsazzurro.com](http://zcsazzurro.com)



**ZUCCHETTI**  
Centro Sistemi

