

ENGATE CONFIGURATION WITH THE NEW EVCHARGO PORTAL AND REQUEST FOR ACCOUNT CREATION

ENGATE CONFIGURATION

This document was created as a guideline for configuring the engate with the new Evcharge monitoring portal for charging sessions.

Once configured and you have registered (shown below) you can access the portal via the following link: <https://cloud.evcharge.com/>.

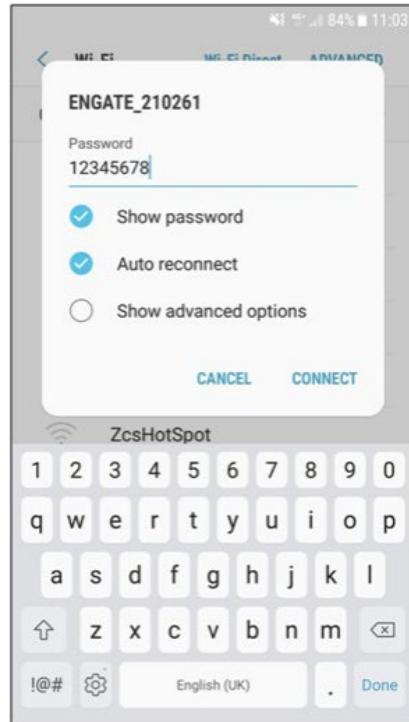
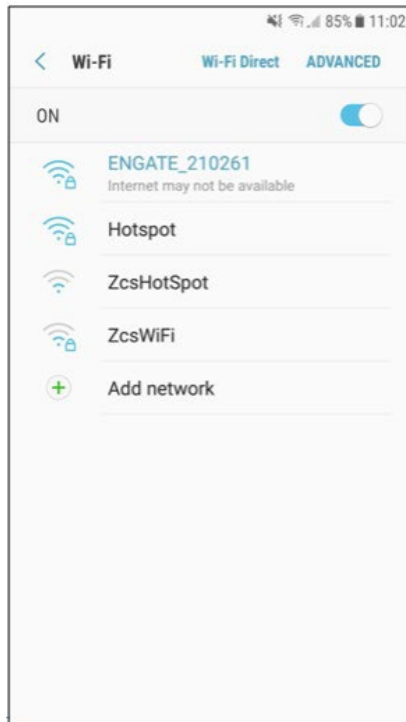


Figure 1: Engate/Gateway device.

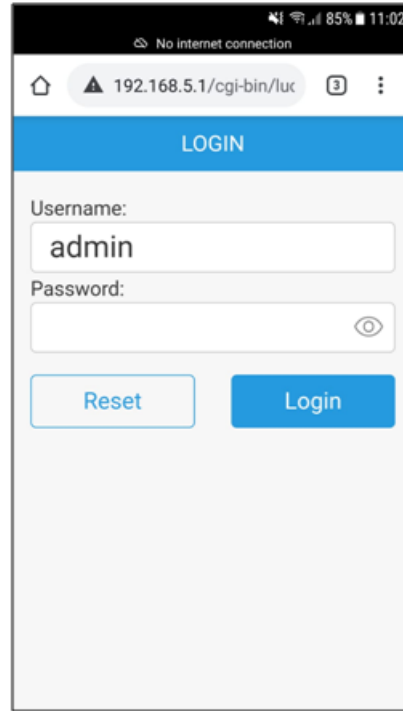
The ZVM-GATEWAY device must be connected to a LAN network via ethernet cable through the ETN port of the GATEWAY.

The device must be powered on and switched on.

1. Go to the Engate device. Use a mobile phone to search for the wifi hotspot of the ZVM-GATEWAY. You must search for a network with the form ENGATE_XXXXXX (where the last 6 digits correspond to the serial number of the device)
2. The password of the wifi network is 12345678
3. Tick the auto-reconnect option



4. When the connection with the network is established, open the search browser (Google Chrome for example) and type 192.168.5.1 in the address bar; This opens the communication web interface for configuring the device.
5. Log in to the page using your credentials:
Username: admin
Password: admin



6. From the same status home page, click on "Set ENGATE"



Zucchetti Centro Sistemi S.p.A. - Green Innovation Division
 Palazzo dell'Innovazione - Via Lungarno, 167
 52028 Terranuova Bracciolini - Arezzo, Italy
 VAT number 01262190513 - Tax Code 03225010481 Unique Code SDI SUBM70N
 tel. +39 055 91971 - fax. +39 055 9197515
 innovation@zcscompany.com - zcs@pec.it - zcsazzurro.com

ID: GID-GE-MD-00
 Rev. 04 of 19.06.24 - Application: GID

Reg. Pile IT12110P00002965 - Capitale Sociale € 100.000,00 I.V.
 Reg. Impr. DEL N.03225010481-REA AL-94189
 Certified Company
 ISO 9001 - Certificate No. 9151 - CNS0 - IT-17778
 ISO14001 - Certificate n.1425 - CNSQ - IT-134812
 EPD Italy - Certificati al link epditaly.it



- When the screen opens, the manufacturer's credentials are set by default, which must be deleted:

IP Server: eu.en-plus.con
Server Port: 33033

- Fill in the fields with your Azzurro ZCS credentials:

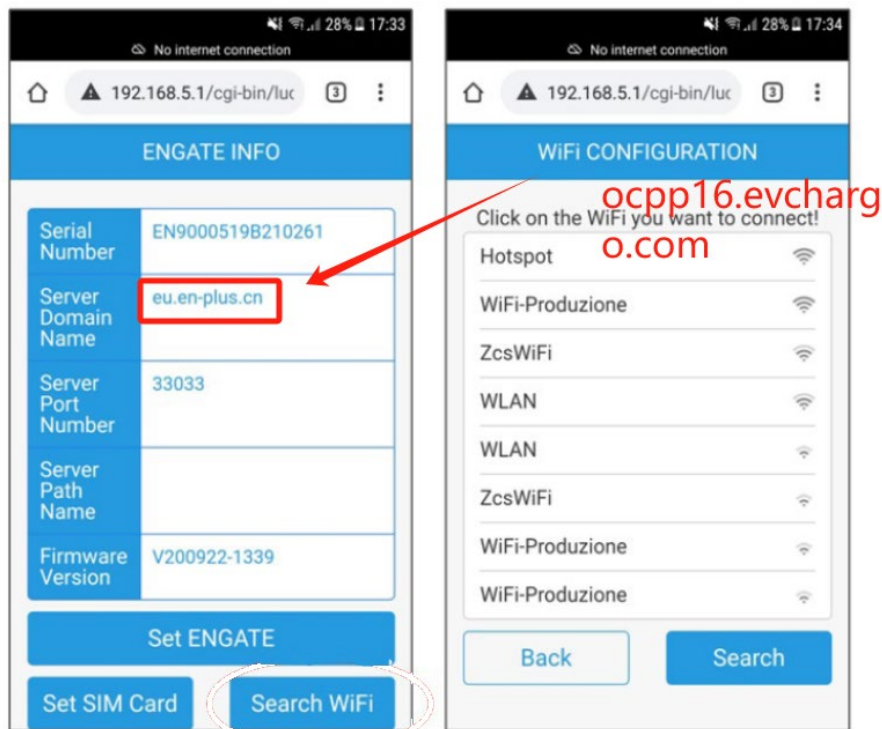
Server IP: **ocpp16.evcharge.com**

Server Port: 33033

And click on "Confirm"

- If the settings were successful, the gateway will reboot

- Check on the "ENGATE INFO" screen that the device has saved the settings in the server domain address box



ACCOUNT CREATION

To create an account on the new portal: <https://cloud.evcharge.com/> please contact us via support practice with the following data:

- email
- Account name

Once we have created your user profile, you will receive your password by email to the email address you provided to us by notification@evcharge.com

To configure the system, you can consult the Evcharge Cloud user manual in the dedicated section.

NOTE: the charging station must be set to ONLINE working mode.

Zucchetti Centro Sistemi S.p.A. - Green Innovation Division
Palazzo dell'Innovazione - Via Lungarno, 167
52028 Terranuova Bracciolini - Arezzo, Italy
VAT number 01262190513 – Tax Code 03225010481 Unique Code SDI SUBM70N
tel. +39 055 91971 - fax. +39 055 9197515
innovation@zcscompany.com - zcs@pec.it - zcsazzurro.com

Reg. Pile IT12110P00002965 - Capitale Sociale € 100.000,00 I.V.
Reg. Impr. DEL N.03225010481-REA AL-94189
Certified Company
ISO 9001 - Certificate No. 9151 - CNS0 - IT-17778
ISO14001 - Certificate n.1425 - CNSQ - IT-134812
EPD Italy - Certificati al link epditaly.it

